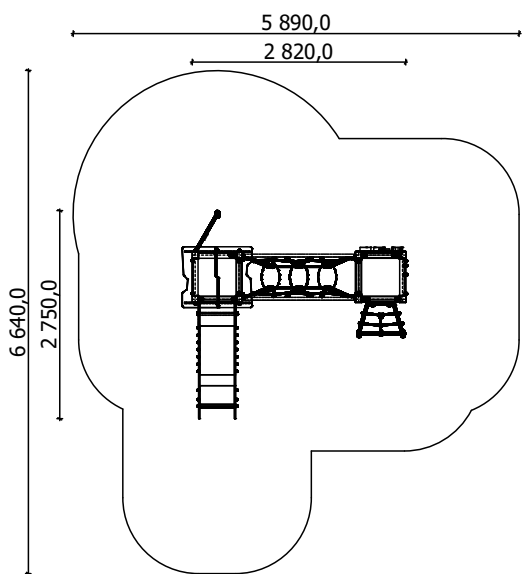


Construction is made from glued wood, stainless and galvanized steel metal, rope and HPL laminate.



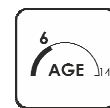
Length: **2 820 mm**
Width: **2 750 mm**
Height: **2 550 mm**

Length of safety area: **5 890 mm**
Width of safety area: **6 640 mm**
Required safety area: **30 m²**

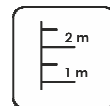
(Install shock absorbing material according to EN 1176:2017)



7
children



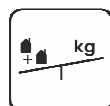
3 - 6
age



0,80 m
height of fall



... kg
(heaviest part)

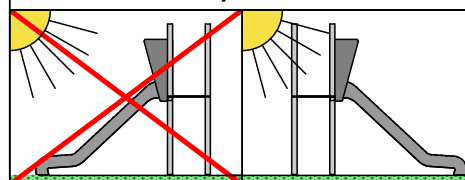


... kg



... h
(without excavation and concreting)

Do not place stainless steel slide directly to south!

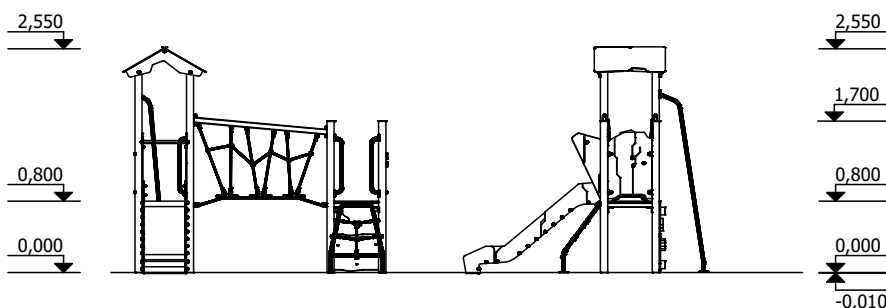
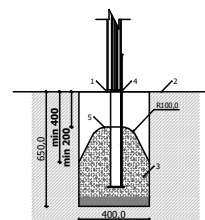


Foundation should be accessible for maintenance.

Playground equipment steel foundation is concreted in the ground at the planned location. The equipment can be used after two days when the concrete becomes solid. During assembly no children are allowed in the area.

Equipment safety checkings must be performed once in a week in high vandalism risk area.

Maintenance is required once in every 3 months, depending on usage.



Transportation:

1 (one) palette:
2 600 x 1 000 x 500 mm

Spare parts:

All needed spare parts and elements, when warranty time expires can be ordered in Jūrmalas Mežaparki Ltd., and all the goods will be ready for delivery in 5 working days.