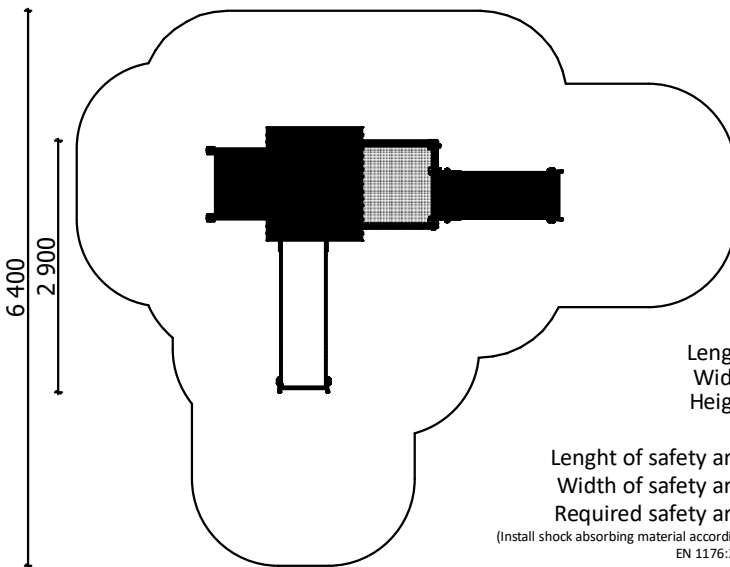
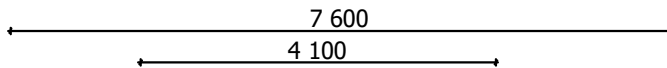


Construction is made from glued wood and plywood, stainless and galvanized steel metal, rope and HDPE and plastic details.



Length: 4 100 mm  
Width: 2 900 mm  
Height: 3 050 mm

Length of safety area: 7 600 mm  
Width of safety area: 6 400 mm  
Required safety area: 31,40 m<sup>2</sup>

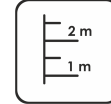
(Install shock absorbing material according to EN 1176:2017)



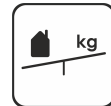
**5**  
children



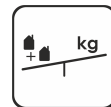
**5 - 14**  
age



**1,21 m**  
height of fall



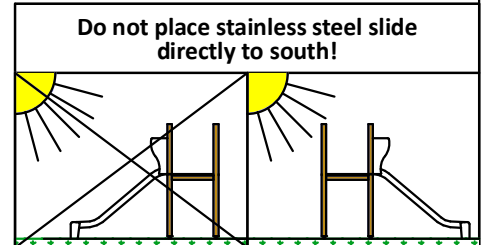
**15 kg**  
(heaviest part)



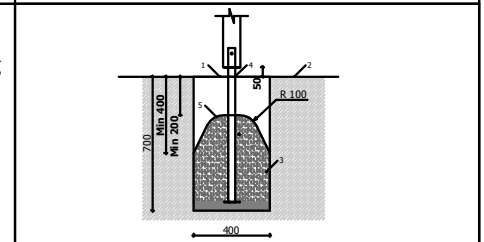
**... kg**



**....**  
(without excavation and concreting)



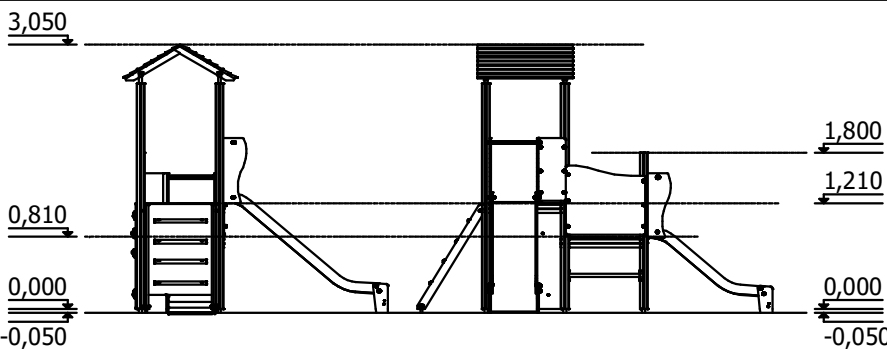
Foundation should be accessible for maintenance.



Playground equipment steel foundation is concreted in the ground at the planned location. The equipment can be used after two days when the concrete becomes solid. During assembly no children are allowed in the area.

Equipment safety checkings must be performed once in a week in high vandalism risk area.

Maintenance is required once in every 3 months, depending on usage.



**Transportation:**

1 (one) palette:  
2 600 x 1 000 x 700 mm

**Spare parts:**

All needed spare parts and elements, when warranty time expires can be ordered in Jūrmalas Mežaparki Ltd., and all the goods will be ready for delivery in 5 working days.