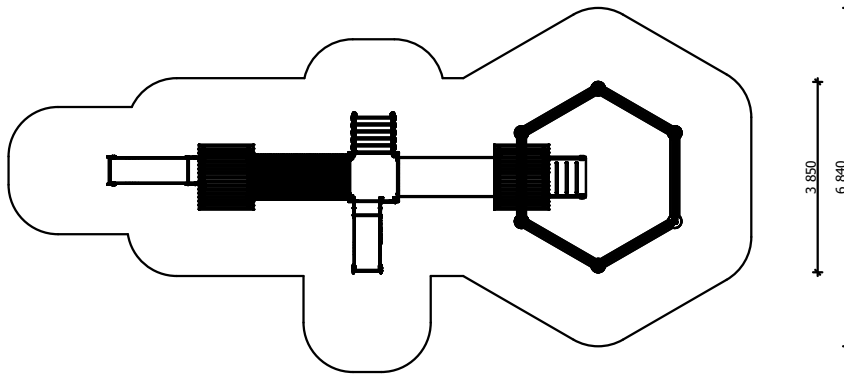
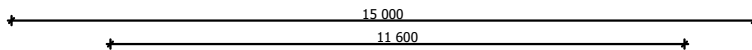


Construction is made from glued wood and plywood, stainless and galvanized steel metal, rope and HDPE and plastic details.



Length: 11 600 mm  
Width: 3 850 mm  
Height: 3 050 mm

Length of safety area: 15 000 mm  
Width of safety area: 6 840 mm  
Required safety area: 70,48 m<sup>2</sup>

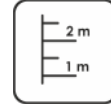
(Install shock absorbing material according to EN 1176:2017)



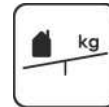
**5**  
children



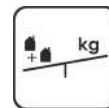
**2-6**  
age



**1.20**  
height of fall



**55 kg**  
(heaviest part)

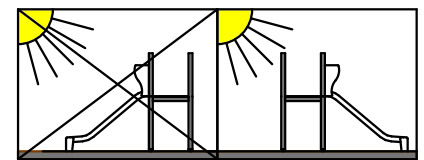


**320 kg**

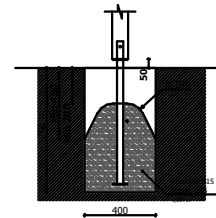


**5h**  
(without excavation and concreting)

**Do not place stainless steel slide directly to south!**



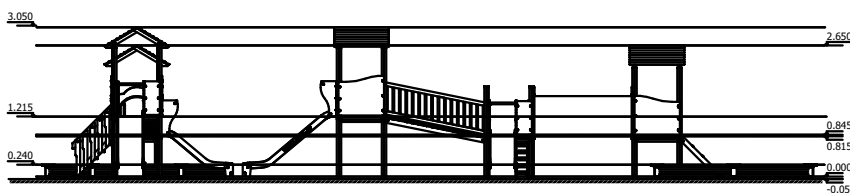
Foundation should be accessible for maintenance.



Playground equipment steel foundation is concreted in the ground at the planned location. The equipment can be used after two days when the concrete becomes solid. During assembly no children are allowed in the area.

Equipment safety checkings must be performed once in a week in high vandalism risk area.

Maintenance is required once in every 3 months, depending on usage.



Transportation:

3 (three) palettes:  
2 600 x 1 000 x 500 mm  
3 400 x 1 000 x 500 mm  
2 600 x 1 200 x 1 000 mm

Spare parts:

All needed spare parts and elements, when warranty time expires can be ordered in Jūrmalas Mežaparki Ltd., and all the goods will be ready for delivery in 5 working days.