

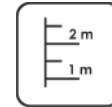
Construction is made from glued wood, stainless and galvanized steel metal, rope and plywood details.



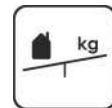
12
users



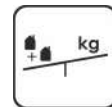
for
ADULTS



0,43 m
height of fall



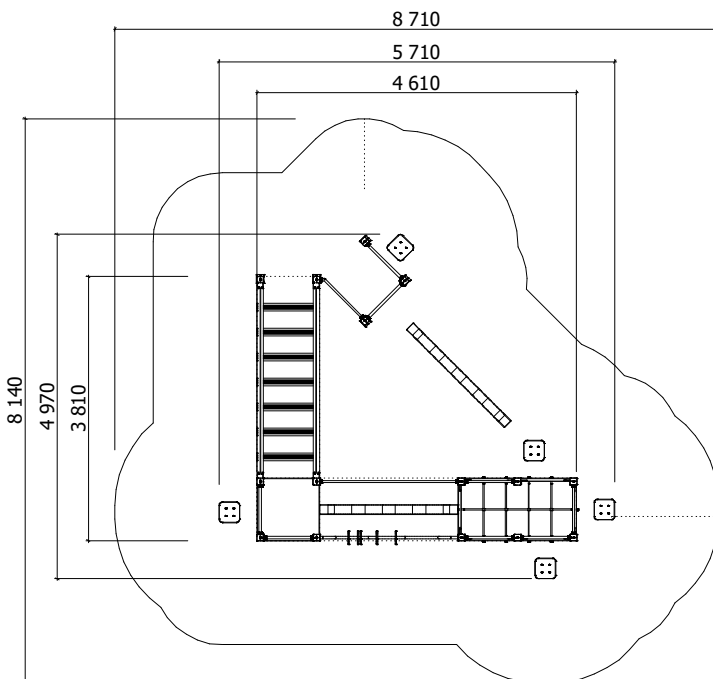
15 kg
(heaviest part)



... kg



....
(without excavation and
concreting)



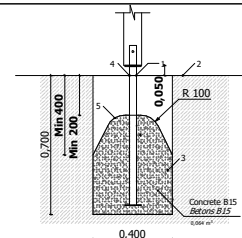
Length: **5 710 mm**
Width: **4 970 mm**
Height: **1 500 mm**

Length of safety area: **8 710 mm**
Width of safety area: **8 140 mm**
Required safety area: **49,17 m²**
(Install shock absorbing material according to EN 1176:2017)

Equipment steel foundation is concreted in the ground at the planned location. The equipment can be used after two days when the concrete becomes solid. During assembly no users are allowed in the area. Foundation should be accessible for maintenance.

Equipment safety checkings must be performed once in a week in high vandalism risk area.

Maintenance is required once in every 3 months, depending on usage.



Transportation:
1 (one) palette:
2 100 x 1 000 x 500 mm

Spare parts:
All needed spare parts and elements, when warranty time expires can be ordered in Jūrmalas Mežaparki Ltd., and all the goods will be ready for delivery in 5 working days.

