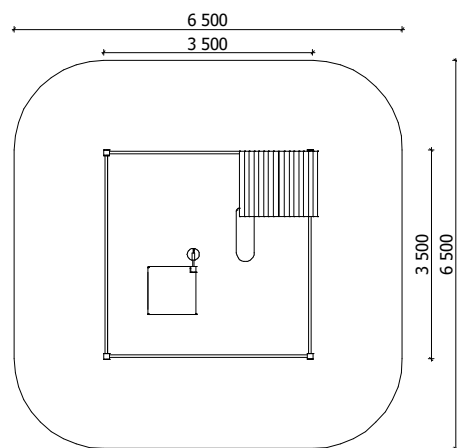


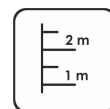
Construction is made from glued wood, stainless and galvanized steel metal, HDPE and, or HPL laminate details.



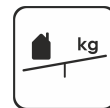
10
children



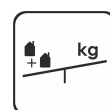
2 - 14
age



0,60 m
height of fall



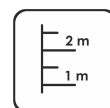
42 kg
(heaviest part)



140 kg



3 h
(without excavation and
concreting)



1870x1000x1500 mm
overall dimensions
of the largest part

Length: **3 500 mm**
Width: **3 500 mm**
Height: **1950 mm**

Length of safety area: **6 500 mm**
Width of safety area: **6 500 mm**
Required safety area: **40,5 m²**

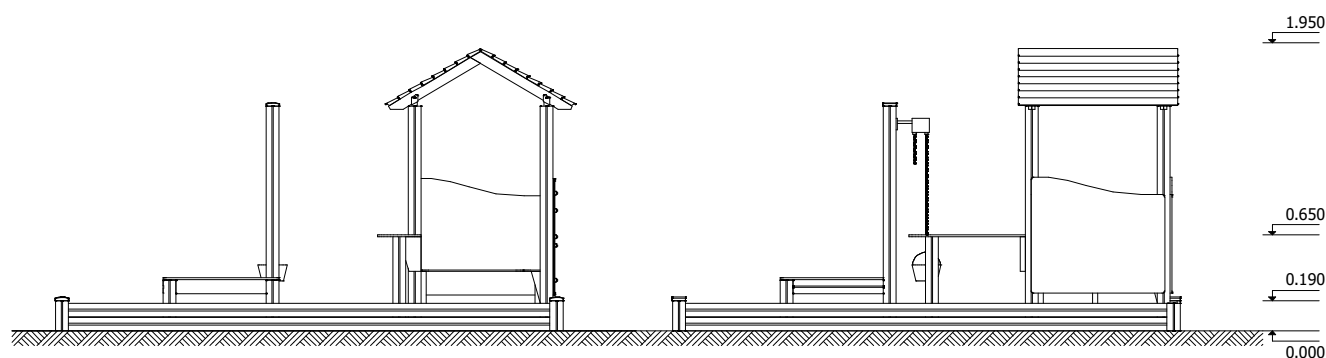
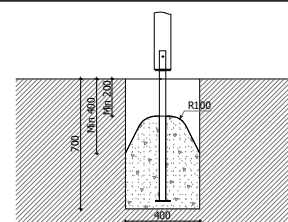
(Install shock absorbing material according to
EN 1176-1)

Playground equipment steel foundation is concreted in the ground at the planned location. The equipment can be used after two days when the concrete becomes solid. During assembly no children are allowed in the area. Foundation should be accessible for maintenance.

Playground equipment with free height of fall of more than 600 mm and/or equipment causing a force movement on the body of the user, shall be impact attenuating surfacing over the entire impact area.

Equipment safety checkings must be performed once in a week in high vandalism risk area.

Maintenance is required once in every 3 months, depending on usage.



Transportation:

Spare parts: All needed spare parts and elements, when warranty time expires can be ordered in Jūrmalas Mežaparki Ltd., and all the goods will be ready for delivery in 5 working days.

According to EN 1176-1

Manufactured
according:
07.11.2019.

